

Scaled data based on original data using
LM-79-08 Approved Method: Electrical and Photometric Measurements of Solid-
State Lighting Products

Test Report Prepared for
Cooper Lighting Solutions
(formerly Eaton)

Brand: McGRAW-EDISON

Report Number: P226653

Luminaire Tested: **ISW-AF-XXX-LED-E1-T4W-7050-XXB**

Issue Date: 3/3/2020

Test Information

Test Method: LM-79-08
Report Number: P226653
TEST IS SCALED FROM IESNA LM-79-08 TEST DATA (P35944)
Test Lab: INNOVATION CENTER-P3
Issue Date: 3/3/2020
Manufacturer: COOPER LIGHTING SOLUTIONS (FORMERLY EATON)
Product Line: MCGRAW-EDISON
Catalog Number: ISW-AF-XXX-LED-E1-T4W-7050-XXB
Description: IMPACT ELITE LED WEDGE LUMINAIRE, EMERGENCY MODE WITH BATTERY
BACKPACK BOX
LIGHT SQUARE WITH ACCULED OPTICS-TYPE IV WIDE
Light Source: (16) 5000K CCT, 70 CRI LEDs
Ballast/Driver: ELECTRONIC DRIVER

Summary

Lumens per Lamp: N/A
Luminaire Lumens: 665 lumens
Efficiency: N/A
Efficacy: 51.2 lumens/watt
Luminous Opening: Rectangular (W 0.5' x L: 0.5' x H: 0')
IES Classification: Type IV - Medium - Semi-Cutoff
BUG Rating: B0 - U1 - G0

Input Watts (W): 13
Input Voltage (V): 120
Input Current (Ain): NR
Voltage Rise (V): NR
Power Factor: NR
Total Harmonic Distortion (THDi): NR
Frequency (hertz): 60
Stabilization Time: NR
Operation Time: NR
Ambient Temperature (°C): NR
Test Distance: 25 FT

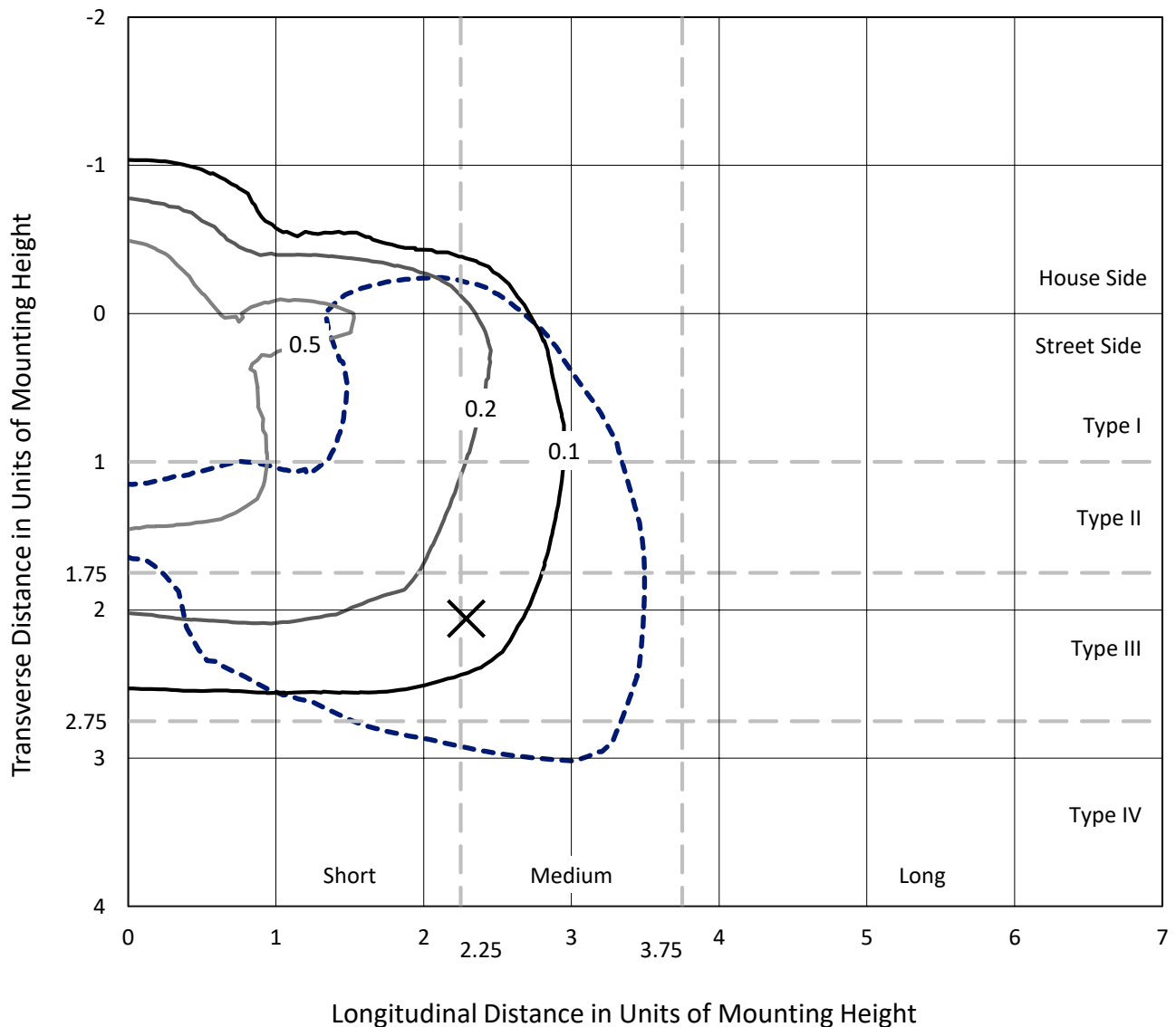


REPORT NUMBER: P226653

CATALOG NUMBER: ISW-AF-XXX-LED-E1-T4W-7050-XXB

Iso-Footcandle Lines of Horizontal Illumination

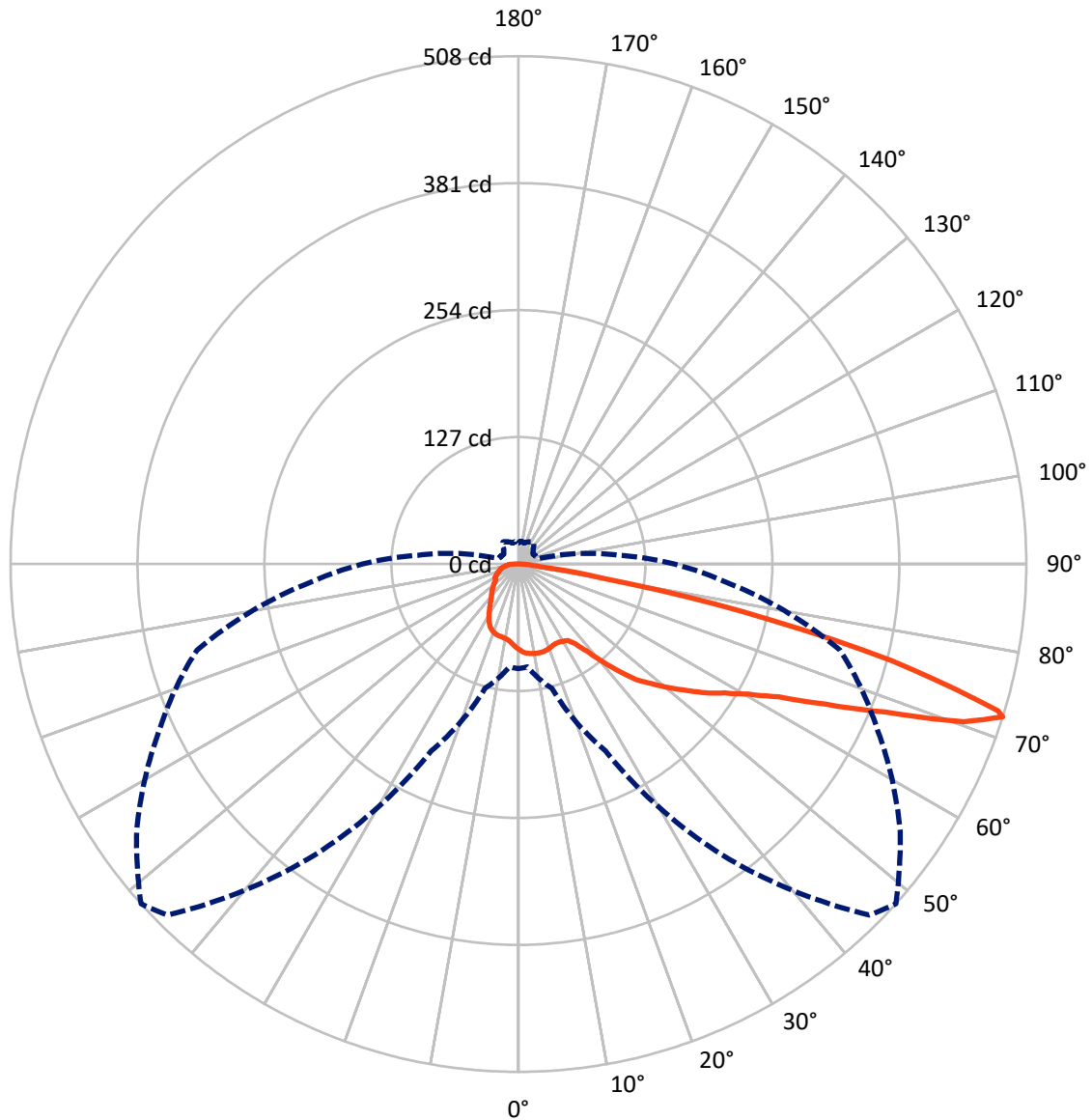
× Max cd
 - - - 1/2 Max cd



Based on 10 foot mounting height. Maximum calculated value = 1 fc
 Type IV - Medium - Semi-Cutoff

REPORT NUMBER: P226653
CATALOG NUMBER: ISW-AF-XXX-LED-E1-T4W-7050-XXB

Luminous Intensity Polar Plot



— Vertical Plane Through 48-Deg Lateral - - - Horizontal Cone Through 72-Deg Vertical

REPORT NUMBER: P226653

CATALOG NUMBER: ISW-AF-XXX-LED-E1-T4W-7050-XXB

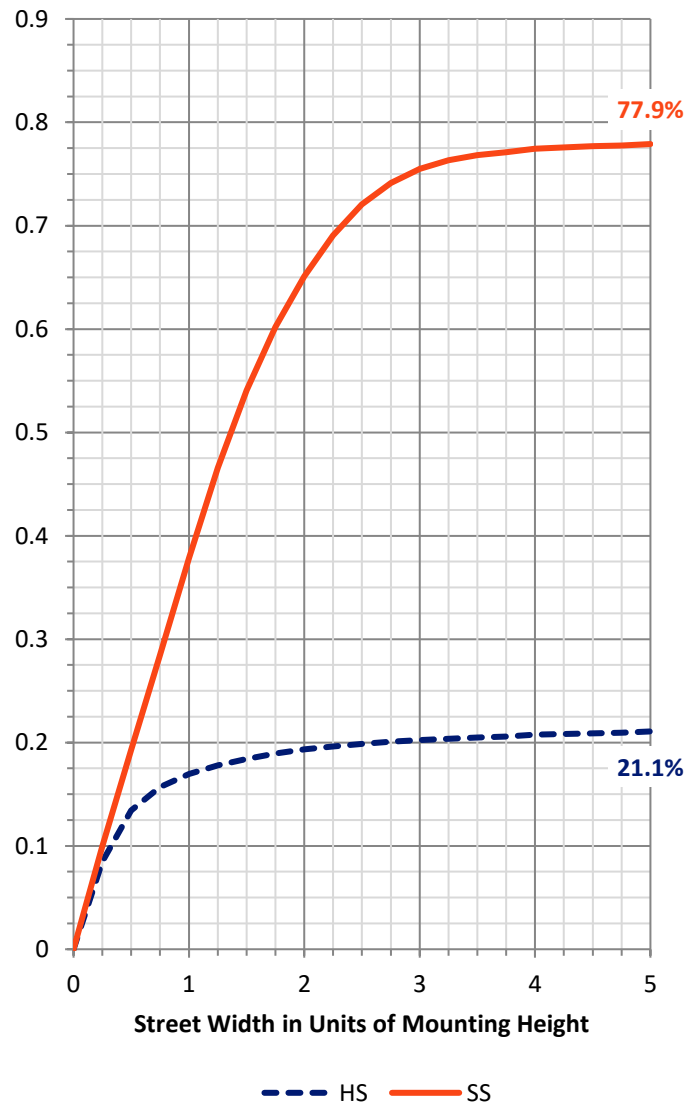
FLUX DISTRIBUTION:

		Downward	Upward	Total
House Side	Lumens	144.4	0.3	144.7
	% Fixture	21.7	0.0	21.8
Street Side	Lumens	520.2	0.1	520.3
	% Fixture	78.2	0.0	78.2
Total	Lumens	664.6	0.4	665.0
	% Fixture	99.9	0.1	100.0

Coefficient of Utilization

ZONAL LUMENS:

Zone	Lumens	% Fixture
0°-10°	8.1	1.2
10°-20°	23.6	3.6
20°-30°	36.4	5.5
30°-40°	54.6	8.2
40°-50°	90.9	13.7
50°-60°	142.1	21.4
60°-70°	187.7	28.2
70°-80°	108.6	16.3
80°-90°	12.5	1.9
90°-100°	0.4	0.1
100°-110°	0.0	0.0
110°-120°	0.0	0.0
120°-130°	0.0	0.0
130°-140°	0.0	0.0
140°-150°	0.0	0.0
150°-160°	0.0	0.0
160°-170°	0.0	0.0
170°-180°	0.0	0.0
0°-90°	664.6	99.9
0°-180°	665.0	100.0



REPORT NUMBER: P226653

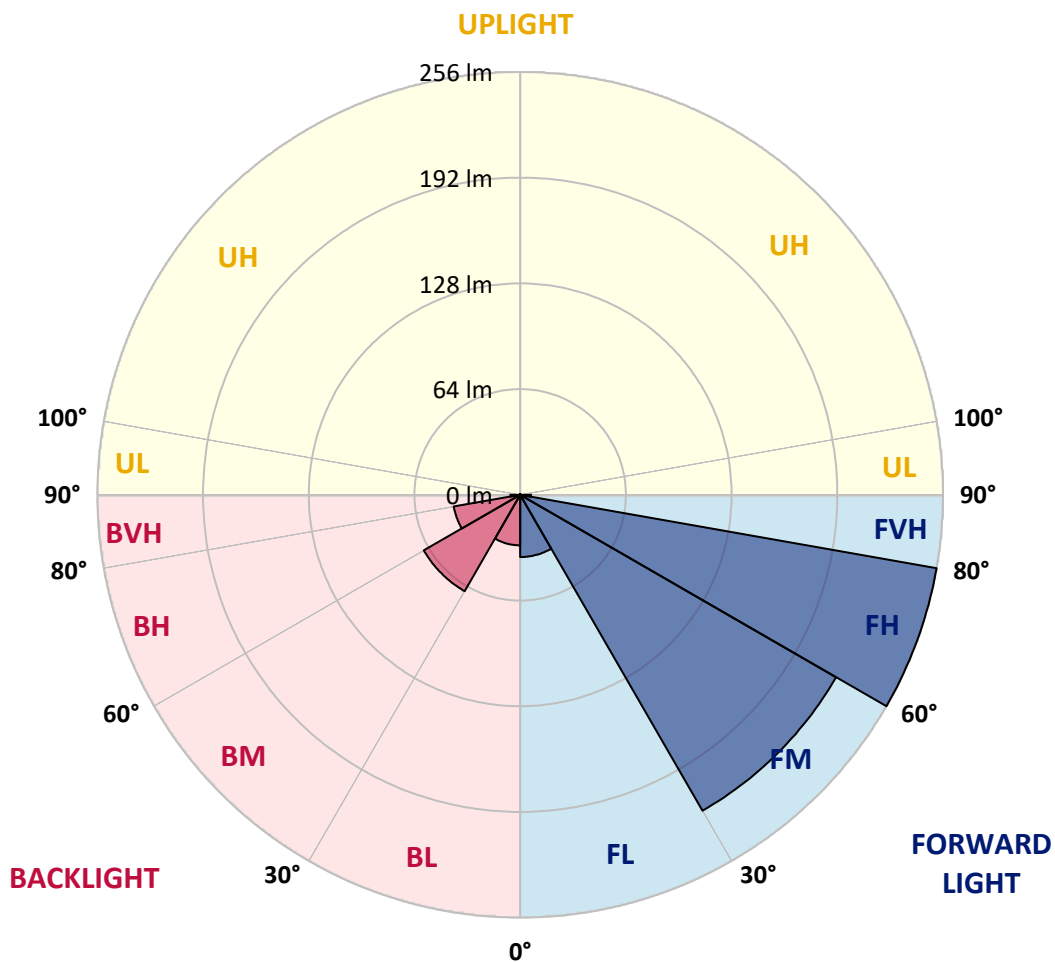
CATALOG NUMBER: ISW-AF-XXX-LED-E1-T4W-7050-XXB

LUMINAIRE CLASSIFICATION SYSTEM LUMEN TABLE AND BUG RATING:

Zone		Lumens	% Fixture	Zone Rating/Lumen Limit		
				B	U	G
FL	(0°-30°)	37.6	5.7			
FM	(30°-60°)	220.5	33.2			
FH	(60°-80°)	255.6	38.4			G0/660
FVH	(80°-90°)	6.5	1.0			G0/10
BL	(0°-30°)	30.6	4.6	B0/110		
BM	(30°-60°)	67.2	10.1	B0/220		
BH	(60°-80°)	40.8	6.1	B0/110		G0/110
BVH	(80°-90°)	5.9	0.9			G0/10
UL	(90°-100°)	0.4	0.1		U1/10	
UH	(100°-180°)	0.3	0.0		U1/10	

BUG Rating: B0-U1-G0

Type IV Medium





REPORT NUMBER: P226653

CATALOG NUMBER: ISW-AF-XXX-LED-E1-T4W-7050-XXB

CANDELA DISTRIBUTION (FULL):

	0°	5°	15°	25°	35°	45°	48°	55°	65°	75°	85°
0°	85.5	85.5	85.5	85.5	85.5	85.5	85.5	85.5	85.5	85.5	85.5
2.5°	90.1	90.0	90.0	89.2	88.9	88.4	88.1	87.5	86.9	86.2	85.4
5°	94.4	94.7	94.3	93.2	91.7	90.2	89.6	88.2	86.4	84.8	83.2
7.5°	98.6	98.7	97.6	95.7	93.5	91.0	90.3	88.4	86.4	84.2	82.0
10°	101.6	101.7	100.1	97.4	94.4	91.7	90.9	89.0	86.5	84.1	81.3
12.5°	103.3	103.4	101.1	98.3	94.7	92.0	91.2	89.3	86.7	83.6	80.5
15°	103.0	103.3	101.4	98.3	94.5	92.1	91.1	89.5	86.2	83.1	79.9
17.5°	101.1	101.5	99.9	96.5	93.6	91.6	90.6	88.9	85.7	82.5	78.9
20°	97.3	97.8	97.1	93.8	91.8	90.3	89.6	88.1	85.1	81.7	78.0
22.5°	93.1	93.6	93.4	90.7	89.7	88.9	88.2	87.1	84.5	81.1	77.6
25°	90.0	90.4	90.1	87.8	88.1	88.1	87.7	86.8	84.4	81.3	77.6
27.5°	95.1	95.1	92.6	87.9	87.4	88.2	88.1	87.6	85.6	82.3	78.4
30°	113.8	112.4	107.8	96.0	89.9	89.5	89.4	89.1	87.4	84.4	80.8
32.5°	134.7	133.3	127.9	113.0	100.4	92.1	91.2	91.3	90.9	88.1	84.5
35°	153.4	153.2	148.9	132.8	116.7	101.3	97.8	95.5	95.3	94.1	91.3
37.5°	168.4	168.4	168.8	150.5	134.4	115.8	110.0	102.6	102.6	101.9	100.2
40°	185.6	186.3	187.2	166.5	153.3	133.2	126.5	115.4	112.1	113.1	113.5
42.5°	208.1	209.1	208.5	186.2	170.5	153.9	145.7	132.3	124.0	125.8	129.8
45°	223.4	223.8	227.9	206.9	192.2	171.5	164.5	146.1	137.9	141.5	148.6
47.5°	240.6	241.6	242.3	230.3	217.7	191.4	178.6	159.5	154.2	159.6	170.9
50°	257.5	256.3	258.1	257.6	241.8	209.0	193.9	172.1	172.4	179.8	198.3
52.5°	272.2	267.9	272.2	277.5	272.9	227.1	209.5	186.8	192.4	201.4	230.6
55°	283.5	273.2	280.4	295.4	294.4	243.1	227.3	206.5	215.9	228.1	269.9
57.5°	260.4	261.7	281.3	307.5	307.0	259.3	243.0	231.1	242.6	256.3	316.3
60°	238.9	244.5	274.9	309.4	315.8	277.0	264.0	259.1	269.7	286.4	360.9
62.5°	227.5	232.8	264.4	305.8	329.8	303.1	292.2	288.5	302.9	321.7	400.6
65°	231.1	234.4	263.7	311.2	345.9	342.7	338.0	331.7	338.9	356.5	418.6
67.5°	221.1	226.5	258.1	320.8	375.3	390.9	394.9	388.1	382.0	379.6	392.4
70°	164.5	169.7	202.9	281.3	399.4	474.6	472.2	449.6	408.7	374.6	306.6
72°	104.5	103.1	128.5	206.1	355.0	496.1	507.5	465.7	396.6	332.6	208.2
72.5°	76.0	82.8	106.6	183.3	337.3	484.4	501.0	460.5	380.7	314.2	183.2
75°	18.5	19.6	25.6	65.7	197.5	364.5	385.3	355.8	277.9	186.5	81.2
77.5°	12.5	13.0	16.9	23.1	58.1	207.8	228.7	196.5	124.3	63.5	36.2
80°	9.4	9.6	12.2	16.4	24.1	70.9	83.6	66.5	31.0	35.2	25.8
82.5°	6.6	6.8	9.3	12.1	16.0	16.6	22.1	24.4	20.1	23.1	15.0
85°	4.5	4.5	6.8	8.3	10.1	8.2	8.8	12.2	13.6	13.7	9.2
87.5°	2.4	2.7	4.0	5.3	5.3	3.8	4.1	6.3	7.6	8.2	5.5
90°	0.9	0.9	1.6	2.0	1.3	1.0	0.9	1.3	1.8	2.6	1.7
92.5°	0.0	0.0	0.0	0.0	0.0	0.0	0.0	0.0	0.0	0.0	0.0
95°	0.0	0.0	0.0	0.0	0.0	0.0	0.0	0.0	0.0	0.0	0.0
97.5°	0.0	0.0	0.0	0.0	0.0	0.0	0.0	0.0	0.0	0.0	0.0
100°	0.0	0.0	0.0	0.0	0.0	0.0	0.0	0.0	0.0	0.0	0.0
102.5°	0.0	0.0	0.0	0.0	0.0	0.0	0.0	0.0	0.0	0.0	0.0
105°	0.0	0.0	0.0	0.0	0.0	0.0	0.0	0.0	0.0	0.0	0.0
107.5°	0.0	0.0	0.0	0.0	0.0	0.0	0.0	0.0	0.0	0.0	0.0



REPORT NUMBER: P226653

CATALOG NUMBER: ISW-AF-XXX-LED-E1-T4W-7050-XXB

CANDELA DISTRIBUTION (continued):

	0°	5°	15°	25°	35°	45°	48°	55°	65°	75°	85°
110°	0.0	0.0	0.0	0.0	0.0	0.0	0.0	0.0	0.0	0.0	0.0
112.5°	0.0	0.0	0.0	0.0	0.0	0.0	0.0	0.0	0.0	0.0	0.0
115°	0.0	0.0	0.0	0.0	0.0	0.0	0.0	0.0	0.0	0.0	0.0
117.5°	0.0	0.0	0.0	0.0	0.0	0.0	0.0	0.0	0.0	0.0	0.0
120°	0.0	0.0	0.0	0.0	0.0	0.0	0.0	0.0	0.0	0.0	0.0
122.5°	0.0	0.0	0.0	0.0	0.0	0.0	0.0	0.0	0.0	0.0	0.0
125°	0.0	0.0	0.0	0.0	0.0	0.0	0.0	0.0	0.0	0.0	0.0
127.5°	0.0	0.0	0.0	0.0	0.0	0.0	0.0	0.0	0.0	0.0	0.0
130°	0.0	0.0	0.0	0.0	0.0	0.0	0.0	0.0	0.0	0.0	0.0
132.5°	0.0	0.0	0.0	0.0	0.0	0.0	0.0	0.0	0.0	0.0	0.0
135°	0.0	0.0	0.0	0.0	0.0	0.0	0.0	0.0	0.0	0.0	0.0
137.5°	0.0	0.0	0.0	0.0	0.0	0.0	0.0	0.0	0.0	0.0	0.0
140°	0.0	0.0	0.0	0.0	0.0	0.0	0.0	0.0	0.0	0.0	0.0
142.5°	0.0	0.0	0.0	0.0	0.0	0.0	0.0	0.0	0.0	0.0	0.0
145°	0.0	0.0	0.0	0.0	0.0	0.0	0.0	0.0	0.0	0.0	0.0
147.5°	0.0	0.0	0.0	0.0	0.0	0.0	0.0	0.0	0.0	0.0	0.0
150°	0.0	0.0	0.0	0.0	0.0	0.0	0.0	0.0	0.0	0.0	0.0
152.5°	0.0	0.0	0.0	0.0	0.0	0.0	0.0	0.0	0.0	0.0	0.0
155°	0.0	0.0	0.0	0.0	0.0	0.0	0.0	0.0	0.0	0.0	0.0
157.5°	0.0	0.0	0.0	0.0	0.0	0.0	0.0	0.0	0.0	0.0	0.0
160°	0.0	0.0	0.0	0.0	0.0	0.0	0.0	0.0	0.0	0.0	0.0
162.5°	0.0	0.0	0.0	0.0	0.0	0.0	0.0	0.0	0.0	0.0	0.0
165°	0.0	0.0	0.0	0.0	0.0	0.0	0.0	0.0	0.0	0.0	0.0
167.5°	0.0	0.0	0.0	0.0	0.0	0.0	0.0	0.0	0.0	0.0	0.0
170°	0.0	0.0	0.0	0.0	0.0	0.0	0.0	0.0	0.0	0.0	0.0
172.5°	0.0	0.0	0.0	0.0	0.0	0.0	0.0	0.0	0.0	0.0	0.0
175°	0.0	0.0	0.0	0.0	0.0	0.0	0.0	0.0	0.0	0.0	0.0
177.5°	0.0	0.0	0.0	0.0	0.0	0.0	0.0	0.0	0.0	0.0	0.0
180°	0.0	0.0	0.0	0.0	0.0	0.0	0.0	0.0	0.0	0.0	0.0



REPORT NUMBER: P226653

CATALOG NUMBER: ISW-AF-XXX-LED-E1-T4W-7050-XXB

CANDELA DISTRIBUTION (continued):

	90°	95°	105°	115°	125°	135°	145°	155°	165°	175°	180°
0°	85.5	85.5	85.5	85.5	85.5	85.5	85.5	85.5	85.5	85.5	85.5
2.5°	85.2	84.6	83.8	83.4	83.2	82.8	82.5	82.3	82.3	81.9	82.0
5°	82.5	81.6	80.5	79.8	79.7	79.7	79.9	79.9	80.0	79.7	80.1
7.5°	81.1	80.1	78.6	77.7	77.1	77.0	77.4	78.1	78.5	78.2	78.6
10°	80.1	79.1	77.4	76.3	75.8	75.6	75.9	76.7	77.9	77.9	78.3
12.5°	79.2	77.8	76.1	75.3	74.9	75.0	75.4	76.0	77.4	77.8	78.0
15°	78.2	76.7	75.2	74.2	74.2	74.5	74.9	75.6	76.9	77.7	77.9
17.5°	77.3	75.7	74.5	73.6	73.6	74.0	74.5	75.3	76.2	77.4	77.4
20°	76.4	75.1	73.5	72.7	72.6	72.9	73.5	74.4	75.0	76.3	76.4
22.5°	75.9	74.4	72.8	71.7	71.2	71.0	71.6	72.4	73.1	74.4	74.6
25°	75.7	74.0	72.0	69.9	68.7	68.3	68.6	69.6	70.2	71.2	71.5
27.5°	76.4	74.7	71.8	67.9	65.3	64.2	64.5	65.2	65.4	66.5	66.9
30°	78.7	76.8	72.3	65.8	61.1	59.1	59.1	59.2	59.5	60.4	60.5
32.5°	82.5	80.6	74.1	63.6	56.7	54.0	53.3	52.9	52.9	52.8	52.9
35°	89.4	87.9	77.1	61.1	52.0	49.0	47.4	46.5	45.6	45.2	45.1
37.5°	99.4	98.1	81.3	58.2	47.8	44.8	42.8	41.1	40.1	40.0	40.5
40°	114.4	113.0	86.0	54.9	43.9	41.7	39.5	37.7	36.7	36.7	37.2
42.5°	132.8	128.7	91.1	50.4	40.7	39.5	37.2	35.7	34.6	34.0	33.9
45°	154.3	147.4	96.0	46.3	37.2	37.7	35.5	33.8	32.4	30.9	30.7
47.5°	181.1	166.1	100.2	42.1	33.5	35.8	33.7	32.0	30.0	28.2	27.9
50°	209.1	187.6	103.9	37.7	30.1	33.7	31.8	29.6	26.8	25.2	25.2
52.5°	241.4	213.4	108.6	32.8	27.5	31.3	29.5	26.6	24.3	24.1	24.1
55°	277.4	240.5	111.9	28.9	25.5	28.8	28.0	27.1	26.3	26.5	26.6
57.5°	315.0	268.8	109.0	26.2	23.8	28.3	30.8	29.6	27.2	27.1	27.0
60°	347.4	290.8	93.0	24.5	22.6	29.2	33.0	29.6	27.2	28.5	28.5
62.5°	368.6	301.2	61.9	22.3	20.7	27.6	32.2	28.7	27.3	30.9	31.2
65°	365.7	289.5	35.6	20.7	19.6	25.4	31.2	27.7	25.5	27.5	26.9
67.5°	322.6	242.7	25.8	20.1	18.7	23.8	29.2	26.1	23.7	26.2	25.2
70°	231.9	165.2	22.2	19.5	18.1	22.0	27.9	25.2	22.8	24.5	22.9
72°	155.6	100.5	20.4	19.0	17.6	20.8	26.9	24.4	21.9	22.9	21.0
72.5°	132.4	79.3	19.9	18.8	17.4	20.5	26.6	24.2	21.7	22.7	20.9
75°	49.5	31.1	17.6	17.4	16.0	19.1	25.5	23.3	20.7	20.4	19.7
77.5°	25.5	19.7	15.0	15.3	14.4	17.5	24.2	22.0	19.1	18.0	17.6
80°	18.5	14.3	12.2	13.0	12.2	15.7	22.5	20.0	17.4	16.2	15.7
82.5°	11.7	8.9	9.3	10.3	10.4	13.9	20.4	17.9	15.4	14.5	13.7
85°	5.6	5.3	6.6	7.6	8.4	11.8	18.7	15.9	13.5	11.6	11.7
87.5°	3.0	4.1	4.0	5.1	6.5	9.6	16.6	13.0	10.8	8.7	8.8
90°	0.7	1.1	1.2	2.0	2.6	4.1	10.7	7.4	7.2	3.1	2.7
92.5°	0.0	0.0	0.0	0.0	0.0	0.0	0.0	0.0	0.0	0.0	0.0
95°	0.0	0.0	0.0	0.0	0.0	0.0	0.0	0.0	0.0	0.0	0.0
97.5°	0.0	0.0	0.0	0.0	0.0	0.0	0.0	0.0	0.0	0.0	0.0
100°	0.0	0.0	0.0	0.0	0.0	0.0	0.0	0.0	0.0	0.0	0.0
102.5°	0.0	0.0	0.0	0.0	0.0	0.0	0.0	0.0	0.0	0.0	0.0
105°	0.0	0.0	0.0	0.0	0.0	0.0	0.0	0.0	0.0	0.0	0.0
107.5°	0.0	0.0	0.0	0.0	0.0	0.0	0.0	0.0	0.0	0.0	0.0



REPORT NUMBER: P226653

CATALOG NUMBER: ISW-AF-XXX-LED-E1-T4W-7050-XXB

CANDELA DISTRIBUTION (continued):

	90°	95°	105°	115°	125°	135°	145°	155°	165°	175°	180°
110°	0.0	0.0	0.0	0.0	0.0	0.0	0.0	0.0	0.0	0.0	0.0
112.5°	0.0	0.0	0.0	0.0	0.0	0.0	0.0	0.0	0.0	0.0	0.0
115°	0.0	0.0	0.0	0.0	0.0	0.0	0.0	0.0	0.0	0.0	0.0
117.5°	0.0	0.0	0.0	0.0	0.0	0.0	0.0	0.0	0.0	0.0	0.0
120°	0.0	0.0	0.0	0.0	0.0	0.0	0.0	0.0	0.0	0.0	0.0
122.5°	0.0	0.0	0.0	0.0	0.0	0.0	0.0	0.0	0.0	0.0	0.0
125°	0.0	0.0	0.0	0.0	0.0	0.0	0.0	0.0	0.0	0.0	0.0
127.5°	0.0	0.0	0.0	0.0	0.0	0.0	0.0	0.0	0.0	0.0	0.0
130°	0.0	0.0	0.0	0.0	0.0	0.0	0.0	0.0	0.0	0.0	0.0
132.5°	0.0	0.0	0.0	0.0	0.0	0.0	0.0	0.0	0.0	0.0	0.0
135°	0.0	0.0	0.0	0.0	0.0	0.0	0.0	0.0	0.0	0.0	0.0
137.5°	0.0	0.0	0.0	0.0	0.0	0.0	0.0	0.0	0.0	0.0	0.0
140°	0.0	0.0	0.0	0.0	0.0	0.0	0.0	0.0	0.0	0.0	0.0
142.5°	0.0	0.0	0.0	0.0	0.0	0.0	0.0	0.0	0.0	0.0	0.0
145°	0.0	0.0	0.0	0.0	0.0	0.0	0.0	0.0	0.0	0.0	0.0
147.5°	0.0	0.0	0.0	0.0	0.0	0.0	0.0	0.0	0.0	0.0	0.0
150°	0.0	0.0	0.0	0.0	0.0	0.0	0.0	0.0	0.0	0.0	0.0
152.5°	0.0	0.0	0.0	0.0	0.0	0.0	0.0	0.0	0.0	0.0	0.0
155°	0.0	0.0	0.0	0.0	0.0	0.0	0.0	0.0	0.0	0.0	0.0
157.5°	0.0	0.0	0.0	0.0	0.0	0.0	0.0	0.0	0.0	0.0	0.0
160°	0.0	0.0	0.0	0.0	0.0	0.0	0.0	0.0	0.0	0.0	0.0
162.5°	0.0	0.0	0.0	0.0	0.0	0.0	0.0	0.0	0.0	0.0	0.0
165°	0.0	0.0	0.0	0.0	0.0	0.0	0.0	0.0	0.0	0.0	0.0
167.5°	0.0	0.0	0.0	0.0	0.0	0.0	0.0	0.0	0.0	0.0	0.0
170°	0.0	0.0	0.0	0.0	0.0	0.0	0.0	0.0	0.0	0.0	0.0
172.5°	0.0	0.0	0.0	0.0	0.0	0.0	0.0	0.0	0.0	0.0	0.0
175°	0.0	0.0	0.0	0.0	0.0	0.0	0.0	0.0	0.0	0.0	0.0
177.5°	0.0	0.0	0.0	0.0	0.0	0.0	0.0	0.0	0.0	0.0	0.0
180°	0.0	0.0	0.0	0.0	0.0	0.0	0.0	0.0	0.0	0.0	0.0

(END OF REPORT)